

J. GERARD.
Toy Money-Box.

No. 209,038.

Patented Oct. 15, 1878.

Fig. 1

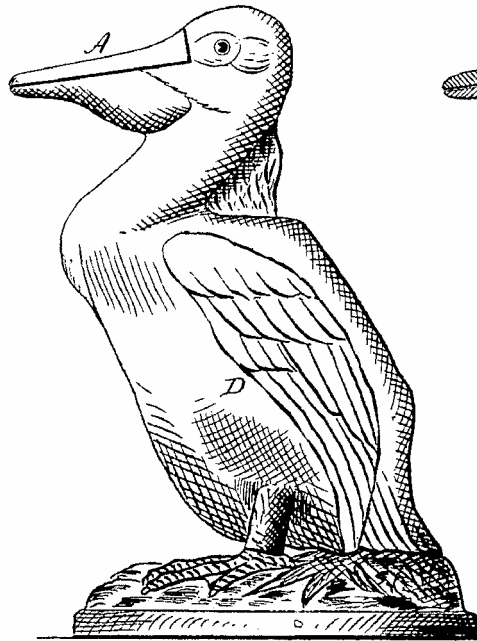


Fig. 2

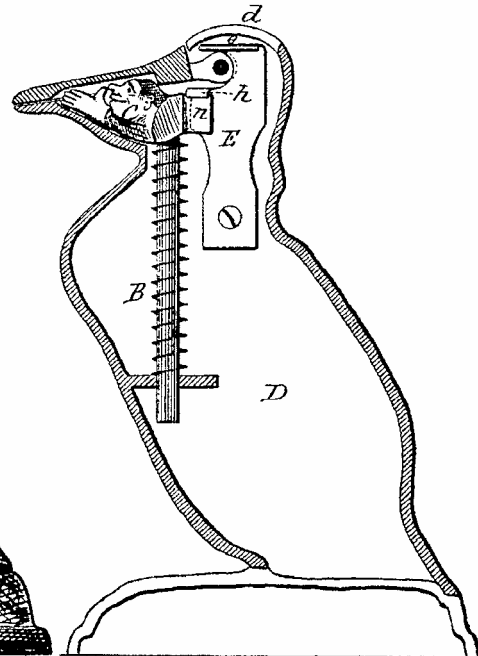


Fig. 3

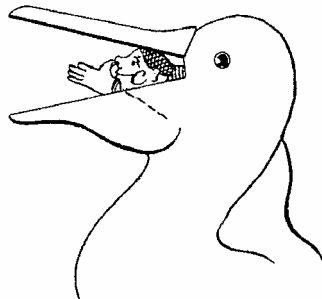


Fig. 4

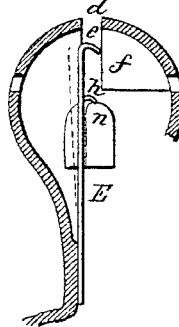
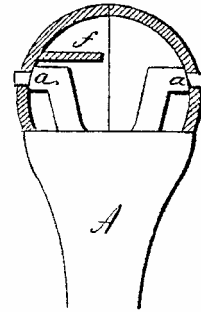


Fig. 5



Witnesses
J. H. Chumney
W. H. ...

John Gerard
Inventor
By atty. J. O. ...

UNITED STATES PATENT OFFICE.

JOHN GÉRARD, OF TRENTON, NEW JERSEY, ASSIGNOR TO TRENTON LOCK AND HARDWARE COMPANY, OF SAME PLACE.

IMPROVEMENT IN TOY MONEY-BOXES.

Specification forming part of Letters Patent No. **209,038**, dated October 15, 1878; application filed July 26, 1878.

To all whom it may concern:

Be it known that I, JOHN GÉRARD, of Trenton, in the county of Mercer and State of New Jersey, have invented a new Improvement in Toy Money-Boxes; and I do hereby declare the following, when taken in connection with the accompanying drawings and the letters of reference marked thereon, to be a full, clear, and exact description of the same, and which said drawings constitute part of this specification, and represent, in—

Figure 1, side view; Fig. 2, vertical section; Figs. 3, 4, and 5, detached views.

This invention relates to an improvement in that class of toy banks in which the introduction of coin will produce an automatic action in the structure to present a figure commonly termed the "cashier;" and it consists in the construction, as hereinafter described, and more particularly recited in the claims.

The bank or receptacle represents a pelican. The upper part or jaw, A, of the bill is hinged on trunnions *a*, so as to be easily raised up, as shown in Fig. 3. In the top of the head there is a slit, *d*, through which the coin is introduced. Within the body is a vertical spring-spindle, B, on the top of which is the figure C, shaped so as to rest within the bill of the bird when closed, as seen in Fig. 2, and so far forward as not to interrupt the passage of the coin through the head to the body below. It will be understood that the body D is hollow, and forms the receptacle for the coin. In the neck, at one side, is a flat vertical spring, E, extending upward, its upper end inclined, as at *e*; and so as to close the aperture *d*, as seen in Fig. 4, the inclination on the end of the spring being such that when the coin is pressed inward it will force the spring E to one side, as indicated in broken lines, Fig. 4, and so that the coin will pass the spring and fall into the receptacle below. In order to prevent the coin from passing until the spring is properly turned aside, a rib, *f*, is formed on the opposite side of the head, as also seen in Fig. 4.

On the spring is a projection, *h*, which engages with a projection, *n*, from the end of the spindle B or the figure C, and so that when the bill is closed and the spring in its normal condition it will hold the figure depressed, as seen in Fig. 2; but so soon as the spring E is turned aside, as before described, sufficiently to allow the coin to pass, the figure is freed from the projection or hook *h*, and instantly flies upward by the force of the spring, opens the bill, and shows itself, as seen in Fig. 3. The coin having fallen into the receptacle below, the bill is closed by hand, which depresses the figure and causes it to re-engage with the hook *h*.

The figure may be dispensed with, and the operation be simply the opening of the bill of the bird when the coin is introduced.

From what has been said it will be understood that no claim is here intended to be broadly made to a toy bank in which some automatic or mechanical action is produced by the introduction of the coin; but

What is claimed, and desired to be secured by Letters Patent, is—

1. The combination, in a toy bank, of a hollow body, hinged jaw, the head provided with a slit spring to open the jaw, and hook to engage said spring, substantially as described.

2. The combination, in a toy bank, of a hollow body, hinged jaw, the head provided with a slit spring to open the jaw, hook to engage said spring, and rib *f*, substantially as described.

3. The combination, in a toy bank, of a hollow body, hinged jaw, the head provided with a slit spring to open the jaw, hook to engage said spring, and figure within said jaws, substantially as described.

JOHN GÉRARD.

Witnesses:

LEWIS PARKER, Jr.,
JOHN D. COCHRANE.